

FLANGED TYPE "Y" STRAINER

F 5240

Ref. : F 5240.pas

Rev. : G

Date : 22/09/2015



PA Ventil AB

GO WITH OUR FLOW

APPLICATION

Filtering all kind of fluids.

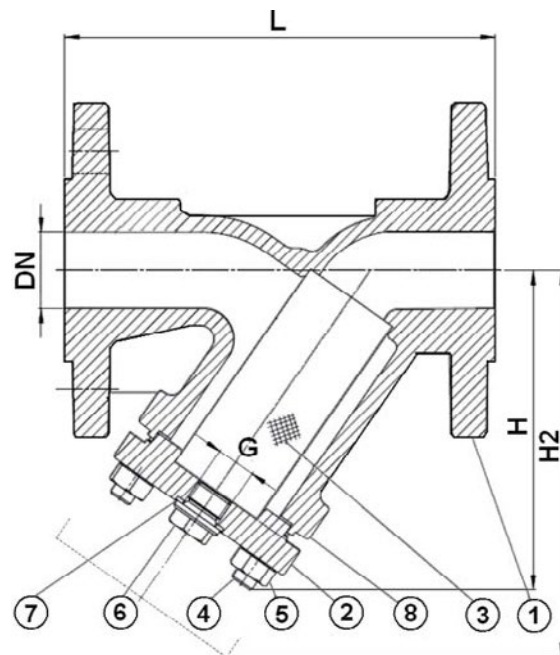
GENERAL CHARACTERISTICS

Range : from DN 15 to DN 200
 Cast steel "Y" body, cast steel bonnet.
 Removable stainless steel strainer.
 Horizontal or vertical position with descendant fluid
 (respect the flow direction indicated by the arrow)
 Bolted bonnet with draining cap threaded BSP
 Blue painting RAL 5002, 120 µm thickness
 R.F. Flanged PN25/40 for DN15-150 and PN40 for DN200



CONSTRUCTION

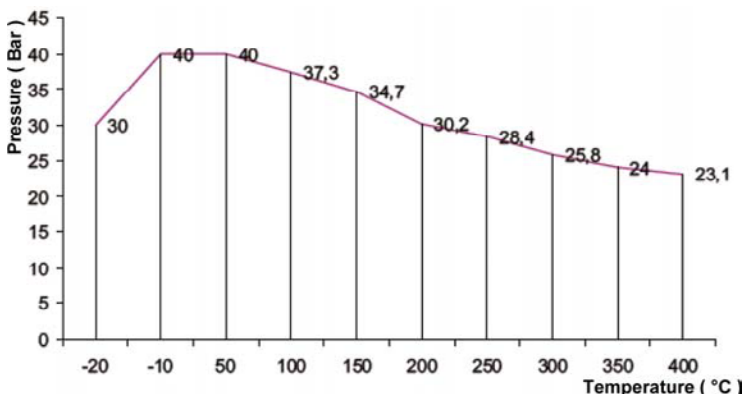
8	Bonnet gasket	Graphite
7	Washer	Steel A4 1.4571
6	Draining plug	Steel C35E
5	Nut	Steel C35E
4	Studs	Steel 25CrMo4
3	Screen	Stainless steel 304
2	Bonnet	Steel ASTM A 216 WCB
1	Body	Steel ASTM A 216 WCB
Pos.	Description	Material



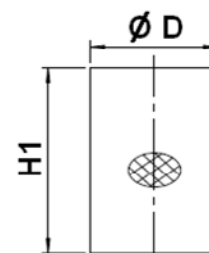
DIMENSIONS

DN	L	H	H1	H2	ØD	G (Drain)	Mesh (mm)	Weight (kg)
15	1/2"	130	90	56	135	23	3/8"	2,65
20	3/4"	150	100	68	150	28	3/8"	3,8
25	1"	160	115	82	180	36	3/4"	4,8
32	1 1/4"	180	135	98	215	42	3/4"	6,9
40	1 1/2"	200	150	114	240	50	1"	9,5
50	2"	230	160	119	250	61,5	1"	11,9
65	2 1/2"	290	180	134	285	78,5	1"	16,9
80	3"	310	215	149	330	89,58	1"	22,1
100	4"	350	235	169	365	109,5	1 1/2"	31,6
125	5"	400	280	199	425	137,5	1 1/2"	54
150	6"	480	320	224	480	160	1 1/2"	75
200	8"	600	405	284	610	210	1 1/2"	137

WORKING CONDITIONS



Screen dimensions



Installation position



Vertical position

Horizontal position

STANDARDS

Pressure test according to standards
 EN 12266-1, DIN 3230, BS 6755 and ISO 5208.
 Face to face according to standard DIN 3202 /1 serie F1.
 Connections according to standard EN 1092-2 : ISO PN 25/40.



The photographs and technical art works are not contractual. The specifications of the products are open to modifications without previous advice.